

# TUVALU

8.521147°S, 179.196193 °E

## TOTAL AID 2011-2016:


**\$208M** SPENT    **\$222M** COMMITTED    **445** PROJECTS

The Lowy Institute Pacific Aid Map is an analytical tool designed to enhance aid effectiveness in the Pacific by improving coordination, alignment and accountability of foreign aid through enhanced transparency of aid flows.

The Pacific Aid Map team has collected data on close to 13,000 projects in 14 countries from 63 donors from 2011 onwards.

Visit the website on [pacificaidmap.lowyinstitute.org](http://pacificaidmap.lowyinstitute.org)

## TOP DONORS



**POPULATION**  
11,097  
SOURCE: UNITED NATIONS DESA / POPULATION DIVISION

**GNI PER CAPITA**  
CURRENT PRICES - US \$  
5,363.00  
SOURCE: UNITED NATIONS DATA

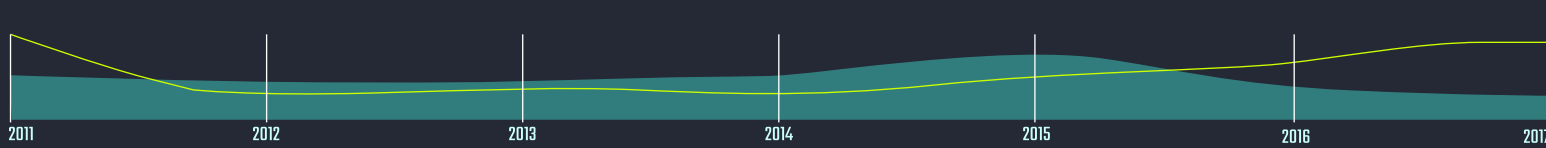
**SHARE OF PACIFIC GDP**  
0.13%  
SOURCE: UNITED NATIONS STATISTICS

**GOVERNANCE**  
17.31  
(PERCENTILE RANK (0-100) - INDICATES RANK OF COUNTRY AMONG ALL COUNTRIES IN THE WORLD. 0 CORRESPONDS TO LOWEST RANK AND 100 CORRESPONDS TO HIGHEST RANK.)  
SOURCE: WORLDWIDE GOVERNANCE INDICATORS \*EXCEPT COOK ISLANDS AND NIUE. LOWY INSTITUTE ANALYSIS

**ODA % OF GNI**  
42.28%  
SOURCE: LOWY INSTITUTE

\*ALL DEMOGRAPHIC FIGURES 2016.

## TOTAL AID SPENT / COMMITTED 2011-2016



## KEY DATES

- 2011** Government declares state of emergency over water shortages
- 2012** DFAT \$4m project: Good Governance and Economic Growth - Budget Support - Coordinated Policy Reform Program
- 2013** Japan \$7.7m project: Improvement of Education Facilities at Motufoua Secondary School
- 2014** MFAT \$4.6m project: Tuvalu Renewable Energy Projects
- 2015** Tropical cyclone Pam
- 2016** World Bank \$3m project: Second Development Policy Operation

## TOP 10 AID PROJECTS SPENT (2011-2016)

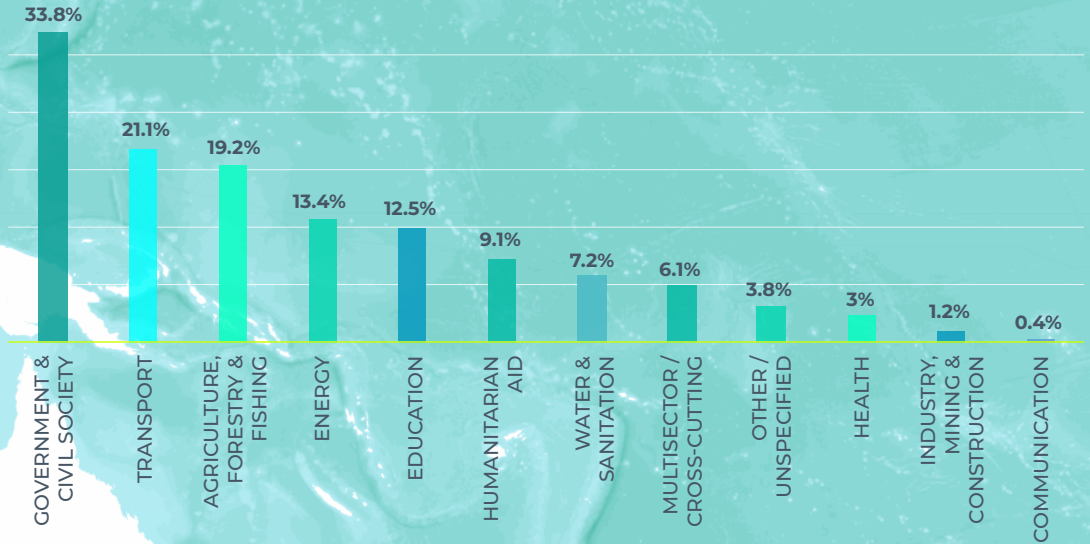
DONOR	PROJECT TITLE	AMOUNT	IMPLMENTING PARTNER	SECTOR	LOCATION
New Zealand	Tuvalu Renewable Energy Projects	\$13,566,041.25	Unknown/ Unspecified	Energy	Nationwide
World Bank	Pacific Aviation Investment - Tuvalu	\$13,176,949.00	Unknown/ Unspecified	Transport	Nationwide
Japan	TheProject for Construction of a Cargo/ Passenger Vessel	\$12,274,342.67	Ministry of Communication and Transport - Tuvalu	Transport	Government Offices
Japan	Project for Improvement of Education Facilities at Motufoua Secondary School	\$10,429,113.77	Government of Tuvalu	Education	Motufoua Secondary School
Australia	Partnership 1: Good Governance and Economic Growth - Tuvalu Trust Fund Account A	\$9,920,122.22	Government of Tuvalu	Government & Civil Society	Tuvalu Trust Fund
Japan	Project for Improvement of Medium Wave Radio Broadcasting Network	\$9,631,311.26	Government of Tuvalu	Humanitarian aid	Government of Tuvalu
Australia	Partnership 1: Good Governance and Economic Growth - Budget Support- Coordinated Policy Reform Program	\$7,542,239.20	Government of Tuvalu	Government & Civil Society	Tuvalu Trust Fund
New Zealand	Tuvalu Borrow Pits Remediation	\$7,095,661.01	Unknown/ Unspecified	Agriculture, Forestry & Fishing	Government of Tuvalu
World Bank	Second Development Policy Operation	\$4,604,534.00	Ministry of Finance - Tuvalu	Government & Civil Society	Government Offices
United Arab Emirates	Solar Power Projects (350 kw)	\$4,500,000.00	Government of United Arab Emirates	Energy	Government of Tuvalu

**TYPE OF FLOW**



ODA (99%)  
OOF (1%)

**SECTOR % OF TOTAL AID SPENT**



**KEY FINDINGS**

- Australia remains the Pacific's most important provider of aid. Despite cuts to the broader aid budget, the Pacific has been insulated and now makes up one third of Australia's aid program. Together, Australia and New Zealand are responsible for more than half (55%) of all aid to the Pacific region.
- The narrative of Chinese aid dominance in the Pacific Islands is overstated. China has only invested 8% of all aid to the Pacific over this period, though it has committed a lot more. China does operate distinctly, focusing on status projects and infrastructure lending that inflate its presence in the region. The average project size from Australia and New Zealand is one tenth that of China.
- Competition between China and Taiwan remains heated. China has invested \$108 per capita in the seven countries that support it. Taiwan has invested \$237 per capita in the six countries that support it. The average project size of Taiwan is 7% that of China.
- Aid to the Pacific is in decline, having shrunk by 20% between 2011 and 2016. The US, EU, and France, all valuable donors to the region, have significantly reduced their assistance.
- The Asian Development Bank and World Bank are honouring their commitments to scale-up their investment in the Pacific, with more to come as they aim to triple investments over the next five years.

**TOTAL ODA RECEIVED 2011-2016 (USD CURRENT, MILLIONS)**

	2011	2012	2013	2014	2015	2016	TOTAL
COOK ISLANDS	\$30.22	\$28.51	\$21.77	\$30.45	\$31.41	\$35.61	<b>\$177.96</b>
FIJI	\$141.05	\$101.67	\$289.05	\$113.96	\$116.94	\$177.32	<b>\$939.99</b>
KIRIBATI	\$75.29	\$81.41	\$83.47	\$88.56	\$67.30	\$55.71	<b>\$451.74</b>
MARSHALL ISLANDS	\$86.98	\$93.15	\$121.06	\$65.43	\$69.17	\$29.75	<b>\$465.53</b>
FEDERATED STATES OF MICRONESIA	\$165.50	\$145.06	\$123.78	\$129.13	\$83.51	\$77.45	<b>\$724.45</b>
NAURU	\$39.06	\$32.64	\$27.29	\$22.36	\$34.92	\$24.10	<b>\$180.37</b>
NIUE	\$22.49	\$21.74	\$18.12	\$14.24	\$19.30	\$14.15	<b>\$110.05</b>
OCEANIA, REGIONAL	\$338.25	\$298.35	\$327.64	\$291.30	\$268.71	\$239.22	<b>\$1,763.48</b>
PALAU	\$33.10	\$16.42	\$44.42	\$23.96	\$14.10	\$18.34	<b>\$150.34</b>
PAPUA NEW GUINEA	\$688.40	\$754.78	\$849.82	\$722.33	\$711.37	\$646.05	<b>\$4,372.75</b>
SAMOA	\$138.02	\$134.93	\$160.36	\$133.21	\$151.79	\$116.35	<b>\$834.66</b>
SOLOMON ISLANDS	\$347.38	\$325.72	\$323.40	\$229.84	\$219.86	\$189.23	<b>\$1,635.44</b>
TONGA	\$116.05	\$92.57	\$93.41	\$85.61	\$76.11	\$101.36	<b>\$565.12</b>
TUVALU	\$37.23	\$27.46	\$29.68	\$36.53	\$51.77	\$25.16	<b>\$207.84</b>
VANUATU	\$99.18	\$107.42	\$105.17	\$110.00	\$244.61	\$153.59	<b>\$819.97</b>
<b>GRAND TOTAL</b>	<b>\$2,358.21</b>	<b>\$2,261.85</b>	<b>\$2,618.43</b>	<b>\$2,096.92</b>	<b>\$2,160.87</b>	<b>\$1,903.40</b>	<b>\$13,399.70</b>